

(I)(a) Statement showing Shareholding Pattern of the Company under Clause 35 of the Listing Agreement

Name of the Company : Prakash Steelage Limited

BSE Scrip Code: 533239 & NSE Symbol: PRAKASHSTL

Class of security : Equity Share Capital

Quarter ended on 31st December, 2012.

Partly paid-up shares	No. of partly paid-up shares	As a % of total no. of partly paid-up Shares	As a % of total no. of shares of the Company
Held by promoter / promoter group	0	0	0
Held by public	0	0	0
Total	0	0	0
Outstanding convertible securities	No. of outstanding securities	As a % of total no. of outstanding convertible securities.	As a % of total no. of shares of the Company, assuming full conversion of the convertible securities.
Held by promoter / promoter group	0	0	0
Held by public	0	0	0
Total	0	0	0
Warrants	No. of warrants	As a % of total no. of warrants	As a % of total no. of shares of the Company, assuming full conversion of Warrants
Held by promoter / promoter group	0	0	0
Held by public	0	0	0
Total	0	0	0
Total paid-up capital of the Company, assuming full conversion of warrants and convertible securities.	1,75,00,039		

For Prakash Steelage Ltd.




A handwritten signature in black ink, appearing to read "Pallavi Shedge".

Pallavi Shedge
Company Secretary & Compliance Officer

Place: Mumbai
Date: 18.01.2013

Table - (I)(a) Statement showing Shareholding Pattern of the Company

Sr. No.	Category of shareholder	Number of shareholders	Total number of shares	Number of shares held in dematerialized form	Total shareholding as a percentage of total number of shares		Shares Pledged or otherwise encumbered	
					As a percentage of (A+B) ¹	As a percentage of (A+B+C)	Number of shares	As a percentage (IX) = (VIII) / (IV) * 100
(I)	(II)	(III)	(IV)	(V)	(VI)	(VII)	(VIII)	(IX)
(A)	Promoter and Promoter Group²							
(1)	Indian							
(a)	Individuals/Hindu Undivided Family	3	2,35,000	2,35,000	1.34	1.34	0	0
(b)	Central Government/State Government(s)	0	0	0	0.00	0.00	0	0
(c)	Bodies Corporate	0	0	0	0.00	0.00	0	0
(d)	Financial Institutions/Banks	0	0	0	0.00	0.00	0	0
(e)	Any Other:							
	e1. Directors Relatives	11	68,09,700	68,09,700	38.91	38.91	0	0
	e2. Group Companies	3	44,76,874	44,76,874	25.58	25.58	22,61,130	50.51
	Sub-Total (A)(1)	17	1,15,21,574	1,15,21,574	65.83	65.83	22,61,130	19.63
(2)	Foreign							
(a)	Individuals (Non-Resident Individuals/Foreign Individuals)	0	0	0	0.00	0.00	0	0
(b)	Bodies Corporate	0	0	0	0.00	0.00	0	0
(c)	Institutions	0	0	0	0.00	0.00	0	0
(d)	Qualified Foreign Investor	0	0	0	0.00	0.00	0	0
(e)	Any Other	0	0	0	0.00	0.00	0	0
	Sub-Total (A)(2)	0	0	0	0.00	0.00	0	0
	Total Shareholding of Promoter and Promoter Group (A)= (A)(1)+(A)(2)	17	1,15,21,574	1,15,21,574	65.83	65.83	22,61,130	19.63
(B)	Public shareholding³							
(1)	Institutions							
(a)	Mutual Funds/UTI	0	0	0	0.00	0.00	N.A.	N.A.
(b)	Financial Institutions/Banks	0	0	0	0	0	N.A.	N.A.
(c)	Central Government/State Government(s)	0	0	0	0.00	0.00	N.A.	N.A.
(d)	Venture Capital Funds	0	0	0	0.00	0.00	N.A.	N.A.
(e)	Insurance Companies	0	0	0	0.00	0.00	N.A.	N.A.
(f)	Foreign Institutional Investors	2	7,39,992	7,39,992	4.23	4.23	N.A.	N.A.
(g)	Foreign Venture Capital Investors	0	0	0	0.00	0.00	N.A.	N.A.
(h)	Qualified Foreign Investor	0	0	0	0.00	0.00	N.A.	N.A.
(i)	Any Other	0	0	0	0.00	0.00	N.A.	N.A.



PRAKASH STEELAGE LTD.

	Sub-Total (B)(1)	2	7,39,992	7,39,992	4.23	4.23	N.A.	N.A.
(2)	Non-institutions							
(a)	Bodies Corporate	212	37,83,099	37,83,099	21.62	21.62	N.A.	N.A.
(b)	bi. Individuals – Shareholders Holding Nominal Share Capital Up To >Rs. 1 Lakh.	3,198	3,57,898	3,57,894	2.05	2.05	N.A.	N.A.
	bii. Individuals – Shareholders Holding Nominal Share Capital In Excess Of Rs. 1 Lakh	13	10,88,426	10,88,426	6.22	6.22	N.A.	N.A.
(c)	Qualified Foreign Investor	0	0	0	0.00	0.00	N.A.	N.A.
(d)	Any Other:							
	d1. Trust	0	0	0	0	0.00	N.A.	N.A.
	d2. Clearing Members	17	1948	1948	0.01	0.01	N.A.	N.A.
	d3. Directors / Relatives	0	0	0	0	0.00	N.A.	N.A.
	d4. Employee	0	0	0	0	0.00	N.A.	N.A.
	d5. Non Resident Indians	21	7,102	7,102	0.04	0.04	N.A.	N.A.
	d6. Overseas Bodies Corporates	0	0	0	0	0.00	N.A.	N.A.
	Sub-Total (B)(2)	3,461	52,38,473	52,38,469	29.94	29.94	N.A.	N.A.
	Total Public Shareholding (B)= (B)(1)+(B)(2)	3,463	59,78,465	59,78,461	34.17	34.17	N.A.	N.A.
	TOTAL (A)+(B)	3,480	1,75,00,039	1,75,00,035	100.00	100.00	22,61,130	12.92
(C)	Shares held by Custodians and against which Depository Receipts have been issued	0	0	0	0	0.00	N.A.	N.A.
	c1. Promoter and Promoter Group	0	0	0	0	0.00	N.A.	N.A.
	c2. Public	0	0	0	0	0.00	N.A.	N.A.
	Sub-total (C)	0	0	0	0	0.00	N.A.	N.A.
	GRAND TOTAL (A)+(B)+(C)	3,480	1,75,00,039	1,75,00,035	100.00	100.00	22,61,130	12.92

¹For determining public shareholding for the purpose of Clause 40A.

²For definitions of "Promoter" and "Promoter Group", refer to Clause 40A.

³For definitions of "Public Shareholding", refer to Clause 40A.



For Prakash Steelage Ltd.

Pallavi Shedge

Pallavi Shedge

Company Secretary & Compliance Officer

Place: Mumbai
Date: 18.01.2013

(I)(b) Statement showing Shareholding of persons belonging to the category "Promoter and Promoter Group"

Sr. No.	Name of the shareholder	Total Shares held		Shares pledged or otherwise encumbered			Details of warrants		Details of convertible securities		Total shares (including underlying shares assuming full conversion of warrants and convertible securities) as a % of diluted share capital (XIII)
		Number	as a % of grand total (A) + (B) + (C)	Number	as a percentage	as a % of grand total (A) + (B) + (C) of sub-clause (I)(a)	Number of warrants held	As a % total number of warrants of the same class	Number of convertible securities held	As a % total number of convertible securities of the same class	
(I)	(II)	(IV)	(V)	(VI)	(VII) = (VI) / (IV)*100	(VIII)	(XI)	(X)	(XI)	(XII)	
1	PRAKASH C. KANUGO	36,22,800	20.70	0	0.00	0.00	0	0	0	0	0
2	AMS TRADING AND INVESTMENT PRIVATE LIMITED	28,76,000	16.43	19,53,130	67.91	11.16	0	0	0	0	0
3	SETH IRON AND STEEL PRIVATE LIMITED	14,90,000	8.51	3,08,000	20.67	1.76	0	0	0	0	0
4	KIRTI PRAKASH KANUGO	5,83,074	3.33	0	0.00	0.00	0	0	0	0	0
5	HEMANT PRAKASH KANUGO	5,61,753	3.21	0	0.00	0.00	0	0	0	0	0
6	KAMAL PRAKASH KANUGO	5,57,752	3.19	0	0.00	0.00	0	0	0	0	0
7	VIMAL PRAKASH KANUGO	4,61,146	2.64	0	0.00	0.00	0	0	0	0	0
8	ASHOK MAFATLAL SETH	4,48,400	2.56	0	0.00	0.00	0	0	0	0	0



PRAKASH STEELAGE LTD.

9	BABITA PRAKASH KANUGO	2,64,075	1.51	0	0.00	0.00	0	0	0	0	0
10	PRAKASH C. KANUGO	1,60,700	0.92	0	0.00	0.00	0	0	0	0	0
11	PRAKASH CHHAGANLAL KANUGO-HUF	1,35,000	0.77	0	0.00	0.00	0	0	0	0	0
12	SETH STEELAGE PRIVATE LIMITED	1,10,874	0.63	0	0.00	0.00	0	0	0	0	0
13	NIRMALA ASHOK SETH	50,000	0.29	0	0.00	0.00	0	0	0	0	0
14	MAFATLAL CHOGAMAL SETH	50,000	0.29	0	0.00	0.00	0	0	0	0	0
15	DHELIBEN MAFATLAL SETH	50,000	0.29	0	0.00	0.00	0	0	0	0	0
16	MAFATLAL CHOGAMAL SETH-HUF	50,000	0.29	0	0.00	0.00	0	0	0	0	0
17	SETH ASHOK MAFATLAL-HUF	50,000	0.29	0	0.00	0.00	0	0	0	0	0
	TOTAL	1,15,21,574	65.85	22,61,130	88.58	12.92	0	0.00	0	0.00	0.00

For Prakash Steelage Ltd.



Pallavi Shedge

Pallavi Shedge
Company Secretary & Compliance Officer

Place: Mumbai
Date: 18.01.2013

(c) Statement showing Shareholding of persons belonging to the category "Public" and holding more than 1% of the total number of shares

Sr. No.	Name of the shareholder	Number of shares	Shares as a percentage of total number of shares (i.e., Grand Total (A)+(B)+(C) indicated in Statement at para (l)(a) above)	Details of warrants		Details of convertible securities		Total shares (including underlying shares assuming full conversion of warrants and convertible securities) as a % of diluted
				Number of warrants held	As a % total number of warrants of the same class	Number of convertible securities held	% w.r.t total number of convertible securities of the same class	
1	BALMIKI AGENCIES PVT LTD	9,70,649	5.55	0	0	0	0	0
2	MENTOR CAPITAL LIMITD	8,50,232	4.86	0	0	0	0	0
3	CRESTA FUND LTD	3,82,361	2.18	0	0	0	0	0
4	EMERGING INDIA FOCUS FUNDS	3,57,631	2.04	0	0	0	0	0
5	SPEED TRADE CAPITAL ADVISORS LLP	3,00,200	1.72	0	0	0	0	0
6	LILYGOLD MERCHANTS PRIVATE LIMITED	2,71,554	1.55	0	0	0	0	0
7	SUNIDHI CAPITAL PVT LTD	2,69,259	1.54	0	0	0	0	0
8	ASHIKA STOCK BROKING LIMITED	3,40,000	1.94	0	0	0	0	0
9	IL AND FS SECURITIES SERVICES LIMITED	1,78,870	1.02	0	0	0	0	0
	TOTAL	39,20,756	22.40	0	0.00	0	0.00	0

For Prakash Steelage Ltd.



Pallavi Shedge


Pallavi Shedge
Company Secretary & Compliance Officer

Place: Mumbai
Date: 18.01.2013

l)(d) Statement showing Shareholding of persons belonging to the category "Public" and holding more than 5% of the total number of shares

Sr. No.	Name of the shareholder	Number of shares	Shares as a percentage of total number of shares {i.e., Grand Total (A)+(B)+(C) indicated in Statement at para (l)(a) above}	Details of warrants		Details of convertible securities		Total shares (including underlying shares assuming full conversion of warrants and convertible securities) as a % of diluted
				Number of warrants held	As a % total number of warrants of the same class	Number of convertible securities held	% w.r.t total number of convertible securities of the same class	
1	BALMIKI AGENCIES PVT LTD	9,70,649	5.55	0	0	0	0	0
	TOTAL	9,70,649	5.55	0	0	0	0	0

For Prakash Steelage Ltd.



Pallavi Shedge
Company Secretary & Compliance Officer



Place: Mumbai
Date: 18.01.2013

(I)(e) Statement showing details of locked-in shares

Sr. No.	Name of the shareholder	PAN of the Shareholder	Number of locked-in shares	Locked-in shares as a percentage of total number of shares {i.e., Grand Total (A)+(B)+(C) indicated in Statement at para (I)(a) above}
1	ASHOK M. SETH	AACPB5967B	4,25,300	2.43
2	PRAKASH C. KANUGO	AFKPK2696F	30,75,700	17.58
	TOTAL		35,01,000	20.01

For Prakash Steelage Ltd.



Pallavi Shedge

Pallavi Shedge
Company Secretary & Compliance Officer

Place: Mumbai
Date: 18.01.2013


(II)(a) Statement showing details of Depository Receipts (DRs)

Sr. No.	Type of outstanding DR (ADRs, GDRs, SDRs, etc.)	Number of outstanding DRs	Number of shares underlying outstanding DRs	Shares underlying outstanding DRs as a percentage of total number of shares (i.e., Grand Total (A)+(B)+(C) indicated in Statement at para (I)(a) above)
-	--	0	0	0.00
	TOTAL	0	0	0.00

(II)(b) Statement showing holding of Depository Receipts (DRs), where underlying shares held by 'promoter/promoter group' are in excess of 1% of the total number of shares

Sr. No.	Name of the DR Holder	Type of outstanding DR (ADRs, GDRs, SDRs, etc.)	Number of shares underlying outstanding DRs	Shares underlying outstanding DRs as a percentage of total number of shares (i.e., Grand Total (A)+(B)+(C) indicated in Statement at para (I)(a) above)
-	--	--	0	0.00
	TOTAL		0	0.00

For Prakash Steelage Ltd.




Pallavi Shedge
Company Secretary & Compliance Officer



Place: Mumbai
Date: 18.01.2013

(III) (a) Statement showing the voting pattern of shareholders, if more than one class of shares/securities is issued by the issuer.

Sr. no.	Category of shareholder	Number of Voting Rights held in each class of securities			Total Voting Rights (III+IV+V) (VI)	Total Voting Rights i.e. (VI)	
		Class X (III)	Class Y (IV)	Class Z (V)		As a percentage of (A+B) (VII)	As a percentage of (A+B+C) (VIII)
(I)	(II)						
(A)	Promoter and Promoter Group2						
(1)	Indian						
(a)	Individuals/Hindu Undivided Family	0	0	0	0	0.00	0.00
(b)	Central Government/State Government(s)	0	0	0	0	0.00	0.00
(c)	Bodies Corporate	0	0	0	0	0.00	0.00
(d)	Financial Institutions/Banks	0	0	0	0	0.00	0.00
(e)	Any Other	0	0	0	0	0.00	0.00
	Sub-Total (A)(1)	0	0	0	0	0.00	0.00
(2)	Foreign						
(a)	Individuals (Non-Resident Individuals/Foreign Individuals)	0	0	0	0	0.00	0.00
(b)	Bodies Corporate	0	0	0	0	0.00	0.00
(c)	Institutions	0	0	0	0	0.00	0.00
(d)	Qualified Foreign Investor	0	0	0	0	0.00	0.00
(e)	Any Other	0	0	0	0	0.00	0.00
	Sub-Total (A)(2)	0	0	0	0	0.00	0.00
	Total Shareholding of Promoter and Promoter Group (A)= (A)(1)+(A)(2)	0	0	0	0	0.00	0.00
(B)	Public shareholding						
(1)	Institutions						
(a)	Mutual Funds/UTI	0	0	0	0	0.00	0.00
(b)	Financial Institutions/Banks	0	0	0	0	0.00	0.00
(c)	Central Government/State Government(s)	0	0	0	0	0.00	0.00
(d)	Venture Capital Funds	0	0	0	0	0.00	0.00
(e)	Insurance Companies	0	0	0	0	0.00	0.00
(f)	Foreign Institutional Investors	0	0	0	0	0.00	0.00
(g)	Foreign Venture Capital Investors	0	0	0	0	0.00	0.00
(h)	Qualified Foreign Investor	0	0	0	0	0.00	0.00
(h)	Any Other	0	0	0	0	0.00	0.00
	Sub-Total (B)(1)	0	0	0	0	0.00	0.00
(2)	Non-institutions						
(a)	Bodies Corporate	0	0	0	0	0.00	0.00
(b)	Individuals Shareholders Holding Nominal Share Capital Up To >Rs. 1 Lakh.	0	0	0	0	0.00	0.00



PRAKASH STEELAGE LTD.

	Individuals - ii. Individual Shareholders Holding Nominal Share Capital In Excess Of Rs. 1 Lakh	0	0	0	0	0.00	0.00
(c)	Qualified Foreign Investor	0	0	0	0	0.00	0.00
(d)	Any Other	0	0	0	0	0.00	0.00
	Sub-Total (B)(2)	0	0	0	0	0.00	0.00
	Total Public Shareholding (B)= (B)(1)+(B)(2)	0	0	0	0	0.00	0.00
	TOTAL (A)+(B)	0	0	0	0	0.00	0.00
(C)	Shares held by Custodians and against which Depository Receipts have been issued	0	0	0	0	0.00	0.00
C1	Promoter and Promoter Group	0	0	0	0	0	0
C2	Public	0	0	0	0	0	0
	GRAND TOTAL (A)+(B)+(C)	0	0	0	0	0.00	0.00

For Prakash Steelage Ltd.



Pallavi Shedge

Pallavi Shedge
Company Secretary & Compliance Officer

Place: Mumbai
Date: 18.01.2013