



Prakash Steelage Ltd.

Manufacturer & Exporters of Stainless Steel Welded, Pipes, Tubes & U-Tubes
An ISO 9001-2008, ISO 14001-2004, OHSAS 18001-2007, PED Certified Company

17th October, 2017

To,
The Manager
BSE Limited
Dept. of Corporate Services
Phiroze Jeejeebhoy Towers
Dalal Street, Mumbai – 400 001

To,
The Manager
National Stock Exchange of India Limited
Corporate Communication Department
Exchange Plaza, Bandra Kurla Complex
Bandra (E), Mumbai – 400 051

Sub.: Shareholding Pattern of Prakash Steelage Limited ('the Company') for the quarter ended on 30th September, 2017.

Ref.: Regulation 31(1)(b) of SEBI (Listing Obligations and Disclosure Requirements) Regulations, 2015

[Scrip Code: 533239 (BSE); PRAKASHSTL (NSE)]



Dear Sir/Madam,

Please find enclosed herewith Shareholding Pattern of the Company for the quarter ended on 30th September, 2017, in pursuance to Regulation 31(1)(b) of SEBI (Listing Obligations and Disclosure Requirements) Regulations, 2015.

Thanking You

Yours faithfully,

For Prakash Steelage Limited

Dhaval Darji (ACS 46381)

Company Secretary & Compliance Officer

Address: 101, 1st Floor, Shatrunjay Apartment, 28, Sindhi Lane,
Nanubhai Desai Road, Mumbai – 400 004

Encl.: a/a

Registered Office :

101, Shatrunjay Apartment, 1st Floor, 28, Sindhi Lane, Nanubhai Desai Road, Mumbai-400 004. (India)

Tel.: +91-22-66134500, Fax : +91-22-66134599, Email : marketing@prakashsteelage.com, Web : www.prakashsteelage.com

Holding of Specified Securities

Annexure - I

1. Name of Listed Entity:	PRAKASH STEELAGE LIMITED RS1		
2. Scrip Code/Name of Scrip/Class of Security	533239		
3. Share Holding Pattern Filed under: Reg. 31(1)(a)/Reg. 31(1)(b)/Reg.31(1)(c)			
a. If under 31(1)(b) then indicate the report for Quarter ending	30-09-2017		
b. If under 31(1)(c) then indicate date of allotment/extinguishment			
4. Declaration: The Listed entity is required to submit the following declaration to the extent of submission of information:-			
	Particulars	Yes*	No*
1	Whether the Listed Entity has issued any partly paid up shares?		No
2	Whether the Listed Entity has issued any Convertible Securities or Warrants?		No
3	Whether the Listed Entity has any shares against which depository receipts are issued?		No
4	Whether the Listed Entity has any shares in locked-in?		No
5	Whether any shares held by promoters are pledge or otherwise encumbered?	Yes	
* If the Listed Entity selects the option 'No' for the questions above, the columns for the partly paid up shares, Outstanding Convertible Securities/Warrants, depository receipts, locked-in shares, No of shares pledged or otherwise encumbered by promoters, as applicable, shall not be displayed at the time of dissemination on the Stock Exchange website. Also wherever there is 'No' declared by Listed Entity in above table the values will be considered as 'Zero' by default on submission of the format of holding of specified securities.			




Table I - SUMMARY STATEMENT HOLDING OF SPECIFIED SECURITIES

Category (I)	Category of shareholder (II)	No.s of Shareholders (III)	No. of fully paid up equity Share held (IV)	No. of Partly paid up equity Share held (V)	No. of shares underlying Depository Receipts (VI)	Total nos. shares held (VII)= (IV)+(V)+(VI)	Shareholding as a % of total no. of shares (calculated as per SCRR, 1957) (VIII) As a % of (A+B+C2)	Number of Voting Rights held in each class of securities (IX)			No. of Shares Underlying Outstanding convertible securities (including Warrants) (X)	Shareholding, as a % assuming full conversion of convertible securities (as a % of diluted share capital) (XI)=(VII)+(X) As a % of (A+B+C2)	Number of Locked in shares (XII)		Number of Shares pledged or otherwise encumbered (XIII)		Number of equity shares held in dematerialized form (XIV)	
								No of Voting Rights					Total as a % of (A+B+C)	No. (a)	As a % of total shares held (b)	No. (a)		As a % of total shares held (b)
								Class Equity x	Class Others y	Total								
(A)	Promoter & Promoter Group	16	84323573	0	0	84323573	48.1848	84323573	0	84323573	48.18	0	48.18	0	0.00	27060000	32.0906	84323573
(B)	Public	9834	90676817	0	0	90676817	51.8152	90676817	0	90676817	51.82	0	51.82	0	0.00	NA	NA	90671777
(C)	Non Promoter-Non Public	0	0	0	0	0	0	0	0	0	0.00	0	0.00	0	0.00	NA	NA	0
(C1)	Shares underlying DRs	0	0	0	0	0	NA	0	0	0	0.00	0	0.00	0	0.00	NA	NA	0
(C2)	Shares held by Employee Trusts	0	0	0	0	0	0	0	0	0	0.00	0	0.00	0	0.00	NA	NA	0
	Total	9850	175000390	0	0	175000390		175000390	0	175000390	100.00	0	100.00	0	0.00			174995350



Table II - STATEMENT SHOWING SHAREHOLDING PATTERN OF THE PROMOTER AND PROMOTER GROUP

Category & Name of the shareholders (I)	PAN (II)	No of Share holders (III)	No of fully paid up equity Shares held (IV)	Partly paid-up equity Share held (V)	No. of shares underlying Depository Receipts (VI)	Total nos. shares held (VII)= (IV)+(V)+(VI)	Share holding % calculated as per SCRR, 1957 As a % of (A+B+C2) (VIII)	Number of Voting Rights held in each class of securities (IX)			No. of Shares Underlying Outstanding convertible securities (including Warrants)	Share holding, as a % assuming full conversion of convertible securities (as a % of diluted share capital)	Number of Locked in shares (XII)		Number of Shares pledged or otherwise encumbered (XIII)		Number of equity shares held in dematerialized form (XIV)	
								No of Voting Rights		Total as a % of (A+B+C)			No. (a)	As a % of total shares held (b)	No. (a)	As a % of total shares held (b)		
								Class Equity x	Class Other y									Total
1 Indian																		
(a) Individuals/Hindu undivided Family																		
PRAKASH CHHAGANLAL KANUGO (HUF)	AAAHK2608A	1	2604370	0	0	2604370	1.49	2604370	0	2604370	1.49	0	1.49	0	0.00	0	0.00	2604370
MAFATLAL CHOGAMAL SETH (HUF)	AACHM9991E	1	500000	0	0	500000	0.29	500000	0	500000	0.29	0	0.29	0	0.00	0	0.00	500000
SETH ASHOK MAFATLAL (HUF)	AANHS3407C	1	500000	0	0	500000	0.29	500000	0	500000	0.29	0	0.29	0	0.00	0	0.00	500000
Total		3	3604370	0	0	3604370	2.06	3604370	0	3604370	2.06	0	2.06	0	0.00	0	0.00	3604370
(b) Central Government/State Government(s)																		
Total		0	0	0	0	0	0.00	0	0	0	0.00	0	0.00	0	0.00	0	0.00	0
(c) Financial Institutions/Banks																		
Total		0	0	0	0	0	0.00	0	0	0	0.00	0	0.00	0	0.00	0	0.00	0
(d) Any Other(DIRECTORS RELATIVES)																		
ASHOK M SETH	AACP5967B	1	4484000	0	0	4484000	2.56	4484000	0	4484000	2.56	0	2.56	0	0.00	0	0.00	4484000
BABITA PRAKASH KANUGO	AAVPK9699Q	1	3000750	0	0	3000750	1.71	3000750	0	3000750	1.71	0	1.71	0	0.00	0	0.00	3000750
PRAKASH C KANUGO	AFKPK2696F	1	35335000	0	0	35335000	20.19	35335000	0	35335000	20.19	0	20.19	0	0.00	19000000	53.77	35335000
DHELIBEN MAFATLAL SETH	AFNPJ6262P	1	500000	0	0	500000	0.29	500000	0	500000	0.29	0	0.29	0	0.00	0	0.00	500000
VIMAL PRAKASH KANUGO	AKVPK9706A	1	5051590	0	0	5051590	2.89	5051590	0	5051590	2.89	0	2.89	0	0.00	0	0.00	5051590
HEMANT PRAKASH KANUGO	AKYPK8441P	1	5617530	0	0	5617530	3.21	5617530	0	5617530	3.21	0	3.21	0	0.00	0	0.00	5617530
MAFATLAL CHOGAMAL SETH	AKYPS8526K	1	500000	0	0	500000	0.29	500000	0	500000	0.29	0	0.29	0	0.00	0	0.00	500000
KIRTI P KANUGO	ALAPK4276F	1	5830740	0	0	5830740	3.33	5830740	0	5830740	3.33	0	3.33	0	0.00	0	0.00	5830740
KAMAL PRAKASH KANUGO	AMQPK0453R	1	5577520	0	0	5577520	3.19	5577520	0	5577520	3.19	0	3.19	0	0.00	0	0.00	5577520
NIRMALA ASHOK SETH	AMZPS2711H	1	500000	0	0	500000	0.29	500000	0	500000	0.29	0	0.29	0	0.00	0	0.00	500000
Total		10	66397130	0	0	66397130	37.94	66397130	0	66397130	37.94	0	37.94	0	0.00	19000000	28.62	66397130



(d) Any Other(GROUP COMPANIES)																			
AMS TRADING AND INVESTMENT PRIVATE LIMITED	AAFCA6183N	1	713333	0	0	713333	0.41	713333	0	713333	0.41	0	0.41	0	0.00	60000	8.41	713333	
SETH IRON & STEEL PRIVATE LIMITED	AAJCS8112P	1	12500000	0	0	12500000	7.14	12500000	0	12500000	7.14	0	7.14	0	0.00	8000000	64.00	12500000	
SETH STEELAGE PRIVATE LIMITED	AALCS1386H	1	1108740	0	0	1108740	0.63	1108740	0	1108740	0.63	0	0.63	0	0.00	0	0.00	1108740	
Total		3	14322073	0	0	14322073	8.18	14322073	0	14322073	8.18	0	8.18	0	0.00	8060000	56.28	14322073	
Sub-Total (A)(1)		16	84323573	0	0	84323573	48.18	84323573	0	84323573	48.18	0	48.18	0	0.00	27060000	32.09	84323573	
2 Foreign																			
(a) Individuals(Non-Resident Individuals/Foreign Individuals)																			
		0	0	0	0	0	0.00	0	0	0	0.00	0	0.00	0	0.00	0	0.00	0	
Total		0	0	0	0	0	0.00	0	0	0	0.00	0	0.00	0	0.00	0	0.00	0	
(b) Government																			
		0	0	0	0	0	0.00	0	0	0	0.00	0	0.00	0	0.00	0	0.00	0	
Total		0	0	0	0	0	0.00	0	0	0	0.00	0	0.00	0	0.00	0	0.00	0	
(c) Institutions																			
		0	0	0	0	0	0.00	0	0	0	0.00	0	0.00	0	0.00	0	0.00	0	
Total		0	0	0	0	0	0.00	0	0	0	0.00	0	0.00	0	0.00	0	0.00	0	
(d) Foreign Portfolio Investor																			
		0	0	0	0	0	0.00	0	0	0	0.00	0	0.00	0	0.00	0	0.00	0	
Total		0	0	0	0	0	0.00	0	0	0	0.00	0	0.00	0	0.00	0	0.00	0	
Sub-Total (A)(2)		0	0	0	0	0	0.00	0	0	0	0.00	0	0.00	0	0.00	0	0.00	0	
Total Shareholding of Promoter and Promoter Group (A) = (A)(1)+(A)(2)		16	84323573	0	0	84323573	48.18	84323573	0	84323573	48.18	0	48.18	0	0.00	27060000	32.09	84323573	

Details of Shares which remain unclaimed may be given hear along with details such as number of shareholders, outstanding shares held in demat/unclaimed suspense account, voting rights which are frozen etc.

Note:

(1) PAN would not be displayed on website of Stock Exchange(s).

(2) The term "Encumbrance" has the same meaning as assigned under regulation 28(3) of SEBI (Substantial Acquisition of Shares and Takeovers) Regulations, 2011.



Table III - STATEMENT SHOWING SHAREHOLDING PATTERN OF THE PUBLIC SHAREHOLDER

Category & Name of the shareholders (I)	PAN (II)	No.s of Share holders (III)	No. of fully paid up equity Share held (IV)	Partly paid-up equity Share held (V)	No.s of shares underlying Depository Receipts (VI)	Total nos. shares held (VII)= (IV)+(V)+(VI)	Share holding % calculated as per SCRR, 1957 As a % of (A+B+C2) (VIII)	Number of Voting Rights held in each class of securities (IX)			No. of Shares Underlying Outstanding convertible securities (including Warrants) (X)	Total Shareholding, as a % assuming full conversion of convertible securities(as a percentage of diluted share capital) (XI)=(VII)+(X) As a % of (A+B+C2)	Number of Locked in shares (XII)		Number of Shares pledged or otherwise encumbered (XIII)		Number of equity shares held in dematerialized form (XIV)	
								No of Voting Rights					Total as a % of Total Voting Rights	No. (a)	As a % of total shares held (b)	No. (Not applicable) (a)		As a % of total shares held (b)
								Class Equity x	Class Others y	Total								
1 Institutions																		
(a) Mutual Funds		0	0	0	0	0	0.00	0	0	0	0.0000	0	0.00	0	0.0	NA	NA	0
(b) Venture Capital Funds		0	0	0	0	0	0.00	0	0	0	0.0000	0	0.00	0	0.0	NA	NA	0
(c) Alternate Investment Funds		0	0	0	0	0	0.00	0	0	0	0.0000	0	0.00	0	0.0	NA	NA	0
(d) Foreign Venture Capital Investors		0	0	0	0	0	0.00	0	0	0	0.0000	0	0.00	0	0.0	NA	NA	0
(e) Foreign Portfolio Investors		1	3823610	0	0	3823610	2.18	3823610	0	3823610	2.1849	0	2.18	0	0.0	NA	NA	3823610
LTS INVESTMENT FUND LTD	AACCL0500F	1	3823610	0	0	3823610	2.18	3823610	0	3823610	2.1849	0	2.18	0	0.0	NA	NA	3823610
(f) Financial Institution/Banks		1	5398020	0	0	5398020	3.08	5398020	0	5398020	3.0846	0	3.08	0	0.0	NA	NA	5398020
GENERAL INSURANCE CORPORATION OF INDIA	AAACG0615N	1	5398020	0	0	5398020	3.08	5398020	0	5398020	3.0846	0	3.08	0	0.0	NA	NA	5398020
(g) Insurance Companies		0	0	0	0	0	0.00	0	0	0	0.0000	0	0.00	0	0.0	NA	NA	0
(h) Provident Funds/ Pension Funds		0	0	0	0	0	0.00	0	0	0	0.0000	0	0.00	0	0.0	NA	NA	0
(i) Any Other(FII'S)		1	3576310	0	0	3576310	2.04	3576310	0	3576310	2.0436	0	2.04	0	0.0	NA	NA	3576310
EMERGING INDIA FOCUS FUNDS	AACCE0596N	1	3576310	0	0	3576310	2.04	3576310	0	3576310	2.0436	0	2.04	0	0.0	NA	NA	3576310
SUB TOTAL (B)(1)		3	12797940	0	0	12797940	7.31	12797940	0	12797940	7.3131	0	7.31	0	0.0	NA	NA	12797940
2 Central / State government(s)																		
(a) Central Government/ State Government(s)/President of India		0	0	0	0	0	0.00	0	0	0	0.0000	0	0.00	0	0.0	NA	NA	0
SUB TOTAL (B)(2)		0	0	0	0	0	0.00	0	0	0	0.0000	0	0.00	0	0.0	NA	NA	0
3 Non-institutions																		
(a) Individuals - i. Individual shareholders holding nominal share capital up to Rs. 2 lakhs.		9560	48920159	0	0	48920159	27.95	48920159	0	48920159	27.9543	0	27.95	0	0.0	NA	NA	48915119
(a) INDIVIDUAL - ii. Individual shareholders holding nominal share capital in excess of Rs. 2 lakhs.		20	8586176	0	0	8586176	4.91	8586176	0	8586176	4.9064	0	4.91	0	0.0	NA	NA	8586176
(b) NBFCs registered with RBI		0	0	0	0	0	0.00	0	0	0	0.0000	0	0.00	0	0.0	NA	NA	0



(c) Employee Trusts		0	0	0	0	0	0.00	0	0	0	0.0000	0	0.00	0	0.0	NA	NA	0
(d) Overseas Depositories (holding DRs) (balancing figure)		0	0	0	0	0	0.00	0	0	0	0.0000	0	0.00	0	0.0	NA	NA	0
(e) Any Other(BODIES CORPORATE)		136	18551342	0	0	18551342	10.60	18551342	0	18551342	10.6007	0	10.60	0	0.0	NA	NA	18551342
AVANI IMPEX PRIVATE LIMITED	AAGCA2608H	1	4576864	0	0	4576864	2.62	4576864	0	4576864	2.6153	0	2.62	0	0.0	NA	NA	4576864
LOGISYS ADVISORS PRIVATE LIMITED	AACCL8915C	1	3567242	0	0	3567242	2.04	3567242	0	3567242	2.0384	0	2.04	0	0.0	NA	NA	3567242
PARAMI INVESTMENTS PVT LTD	AAACK5732A	1	1880267	0	0	1880267	1.07	1880267	0	1880267	1.0744	0	1.07	0	0.0	NA	NA	1880267
(e) Any Other(CLEARING MEMBER)		55	1231441	0	0	1231441	0.70	1231441	0	1231441	0.7037	0	0.70	0	0.0	NA	NA	1231441
(e) Any Other(NON RESIDENT INDIANS (NON REPAT))		14	108310	0	0	108310	0.06	108310	0	108310	0.0619	0	0.06	0	0.0	NA	NA	108310
(e) Any Other(NON RESIDENT INDIANS (NRI))		45	451449	0	0	451449	0.26	451449	0	451449	0.2580	0	0.26	0	0.0	NA	NA	451449
(e) Any Other(NON RESIDENT INDIANS (REPAT))		1	30000	0	0	30000	0.02	30000	0	30000	0.0171	0	0.02	0	0.0	NA	NA	30000
SUB TOTAL (B)(3)		9831	77878877	0	0	77878877	44.50	77878877	0	77878877	44.5021	0	44.50	0	0.0	NA	NA	77873837
Total Public Shareholding (B) = (B)(1)+(B)(2)+(B)(3)		9834	90676817	0	0	90676817	51.82	90676817	0	90676817	51.8152	0	51.82	0	0.0	NA	NA	90671777

Details of the shareholders acting as persons in Concert including their Shareholding (No. and %): 0

Details of Shares which remain unclaimed may be given hear along with details such as number of shareholders, outstanding shares held in demat/unclaimed suspense account, voting rights which are frozen etc.

Note:

(1) PAN would not be displayed on website of Stock Exchange(s).

(2) The above format needs to be disclosed along with the name of following persons:

Institutions/Non Institutions holding more than 1% of total number of shares.



Table IV - STATEMENT SHOWING SHAREHOLDING PATTERN OF THE NON PROMOTER - NON PUBLIC SHAREHOLDER

Category & Name of the shareholders (I)	PAN (II)	No. of Share holders (III)	No. of fully paid up equity Share held (IV)	Partly paid-up equity Share held (V)	No.s of shares underlying Depository Receipts (VI)	Total no. shares held (VII)= (IV)+(V)+(VI)	Shareholding % calculated as per SCRR, 1957 As a % of (A+B+C2) (VIII)	Number of Voting Rights held in each class of securities (IX)			No. of Shares Underlying Outstanding convertible securities (including Warrants) (X)	Total Shareholding as % assuming full conversion of convertible securities (as of diluted share capital) (XI)=(I)+(X) As % of (A+B+C2)	Number of Locked in shares (XII)		Number of Shares pledged or otherwise encumbered (XIII)		Number of equity shares held in dematerialized form (XIV)	
								No of Voting Rights		Total as a % of (A+B+C)			No. (a)	As a % of total shares held (b)	No. (Not applicable) (a)	As a % of total shares held (Not applicable) (b)		
								Class Equity x	Class Others y									Total
1 Custodian/DR Holder		0	0	0	0	0	0.00	0	0	0	0.00	0	0.00	0	0.00	NA	NA	0
2 Employee Benefit Trust (under SEBI (Share based Employee Benefit) Regulations, 2014)		0	0	0	0	0	0.00	0	0	0	0.00	0	0.00	0	0.00	NA	NA	0
Total Non Promoter-Non Public Shareholding (C)=(C)(1)+(C)(2)		0	0	0	0	0	0.00	0	0	0	0.00	0	0.00	0	0.00	NA	NA	0

Note
 (1) PAN would not be displayed on website of Stock Exchange(s).
 (2) The above format needs to disclose name of all holders holding more than 1% of total number of shares.
 (3) W.r.t. the information pertaining to Depository Receipts, the same may be disclosed in the respective columns to the extent information available.

